



Ventura CITY PROFILE

DEMOGRAPHICS

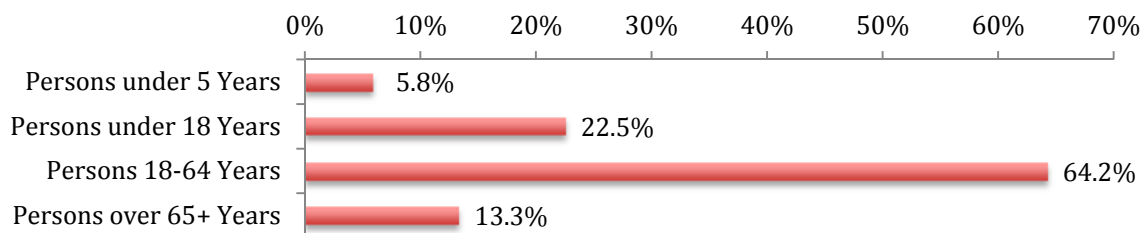
Total Population: **106,730**

Number of Households: **42,827**

Average Household Size: **~2.5**

Ethnicity: White **59.7%**, Hispanic **32.5%**, Black **1.6%**, American Indian **0.3%**, Asian **3.4%**, Other **2.6%**

AGE DISTRIBUTION



SOCIOECONOMICS

Population over 5 years that speaks English less than very well: **9.3%**

Persons below poverty level: **10.7%**

Children in poverty: **14.3%**

Female householder family, no husband present, below poverty: **23.5%**

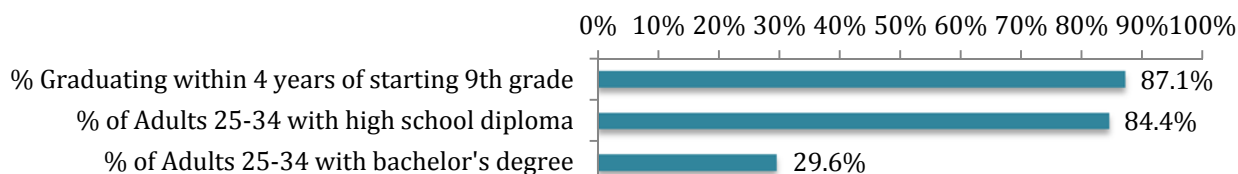
Married-couple family, below poverty: **6.1%**

All families living in poverty: **10.9%**

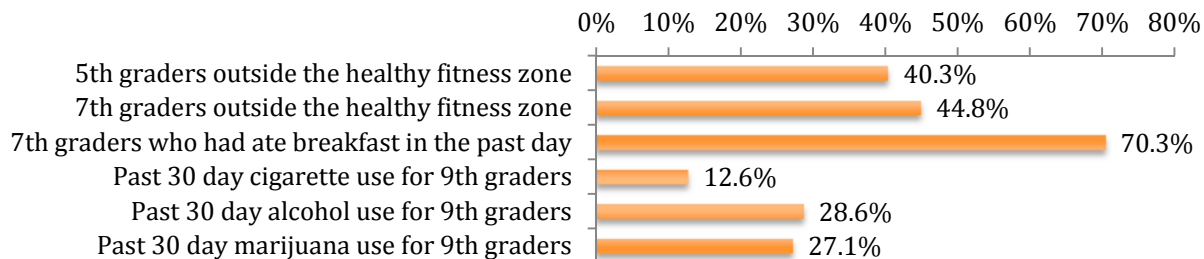
Uses public transportation while commuting to work: **0.8%**

Percent of population with medical insurance: **86.1%**; Uninsured: **13.9%**

EDUCATION



HEALTH



Fertility Rate per 1,000: **60.8**; Hispanic: **78.3**; Non-Hispanic: **50.1**

% Pre-term births: **7.3%**

Pre-pregnancy overweight and obese: **45.4%**

% of total births that occurs in teens: **5.9%**

Crime Rate per 1,000 residents: **34.08**

Life Expectancy by Zip Code: 93001:**80.2 yrs**; 93003: **80.6 yrs**; 93004: **81.7 yrs**

Data Sources: U.S. Census Bureau 2010, American Community Survey 2006-2010 and 2008-2012, California Health Interview Survey 2009, California Healthy Kids Survey 2008-10, California Department of Public Health Birth and Death Statistical Master Files 2010, California Department of Education Fitnessgram, 2012-13.