



Thousand Oaks CITY PROFILE

DEMOGRAPHICS

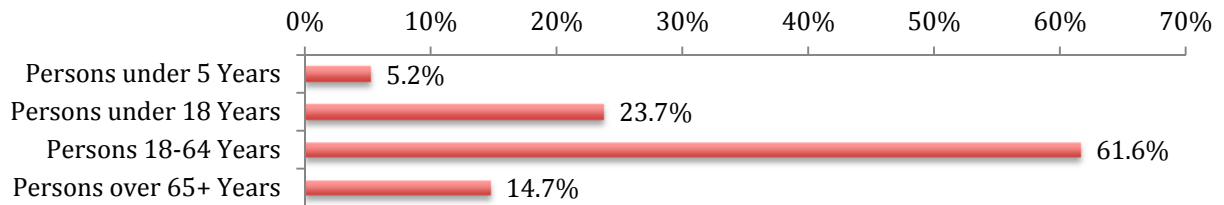
Total Population: **127,041**

Number of Households: **47,497**

Average Household Size: **~2.7**

Ethnicity: White **69.5%**, Hispanic **17.6%**, Black **1.0%**, American Indian **0.1%**, Asian **9.2%**, Other **2.6%**

AGE DISTRIBUTION



SOCIOECONOMICS

Population over 5 years that speaks English less than very well: **8.6%**

Persons below poverty level: **5.8%**

Children in poverty: **6.5%**

Female householder family, no husband present, below poverty: **18.3%**

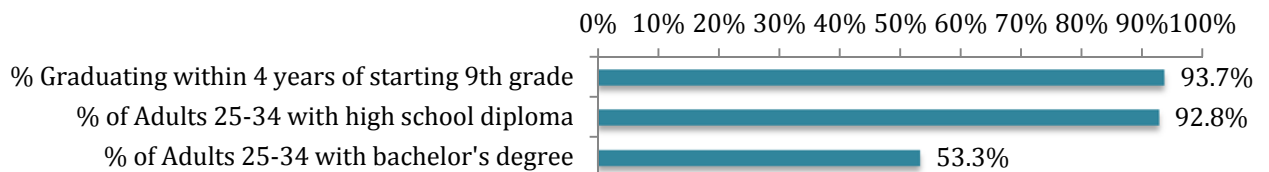
Married-couple family, below poverty: **2.6%**

All families living in poverty: **5.2%**

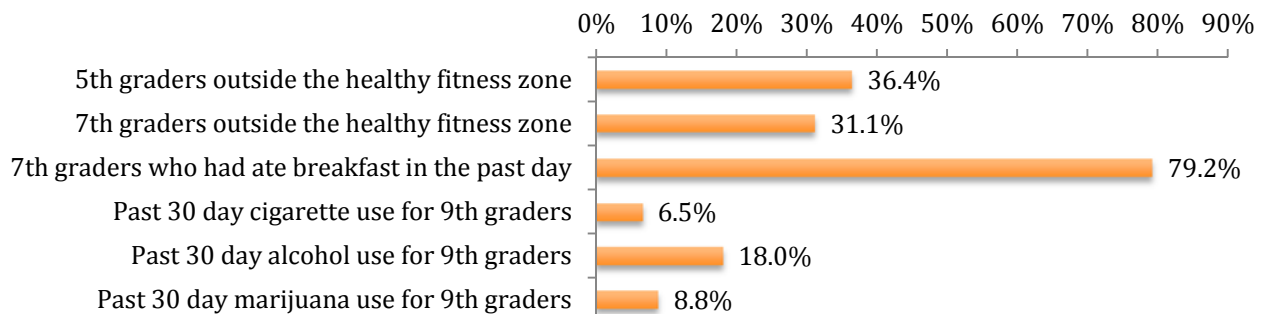
Uses public transportation while commuting to work: **0.7%**

Percent of population with medical insurance: **90.5%** Uninsured: **9.5%**

EDUCATION



HEALTH



Fertility Rate per 1,000: **47.7**; Hispanic: **75.8**; Non-Hispanic: **40.0**

% Pre-term births: **10.0%**

Pre-pregnancy overweight and obese: **37.4%**

% of total births that occurs in teens: **3.8%**

Crime Rate per 1,000 residents: **14.1**

Life Expectancy by Zip Code: 91360: **80.3 yrs**; 91320: **83.9 yrs**; 91362: **85.6 yrs**;
91361: **88.1 yrs**

Data Sources: U.S. Census Bureau 2010, American Community Survey 2006-2010 and 2008-2012, California Health Interview Survey 2009, California Healthy Kids Survey 2008-10, California Department of Public Health Birth and Death Statistical Master Files 2010, California Department of Education Fitnessgram, 2012-13.