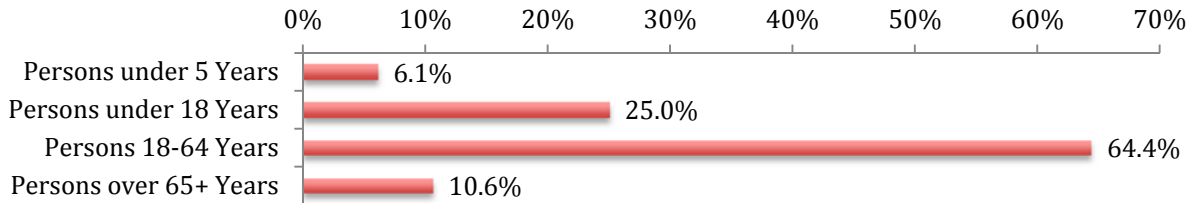


DEMOGRAPHICS

Total Population: **124,596**
 Number of Households: **42,506**
 Average Household Size: **~2.9**
 Ethnicity: White **61.8%**, Hispanic **23.9%**, Black **1.1%**, American Indian **0.2%**, Asian **9.4%**, Other **3.6%**

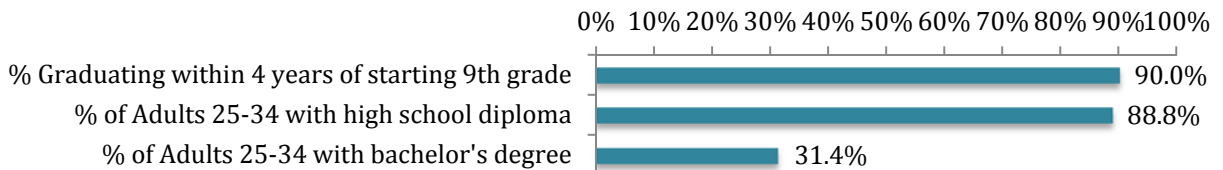
AGE DISTRIBUTION



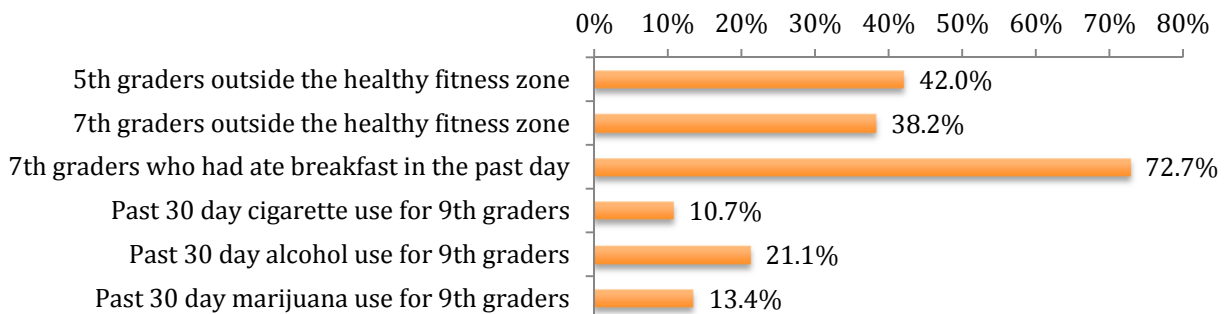
SOCIOECONOMICS

Population over 5 years that speaks English less than very well: **9.7%**
 Persons below poverty level: **6.1%**
 Children in poverty: **7.9%**
 Female householder family, no husband present, below poverty: **14.9%**
 Married-couple family, below poverty: **3.2%**
 All families living in poverty: **6.3%**
 Uses public transportation while commuting to work: **0.6%**
 Percent of population with medical insurance: **87.2%** Uninsured: **12.8%**

EDUCATION



HEALTH



Fertility Rate per 1,000: **56.8**; Hispanic: **68.6**; Non-Hispanic: **52.4**

% Pre-term births: **8.5%**

Pre-pregnancy overweight and obese: **40.7%**

% of total births that occurs in teens: **4.2%**

Crime Rate per 1,000 residents: **13.7**

Life Expectancy by Zip Code: 93063: **81.3 yrs**; 93065: **82.3 yrs**

Data Sources: U.S. Census Bureau 2010, American Community Survey 2006-2010 and 2008-2012, California Health Interview Survey 2009, California Healthy Kids Survey 2008-10, California Department of Public Health Birth and Death Statistical Master Files 2010, California Department of Education Fitnessgram, 2012-13.