



Port Hueneme CITY PROFILE

DEMOGRAPHICS

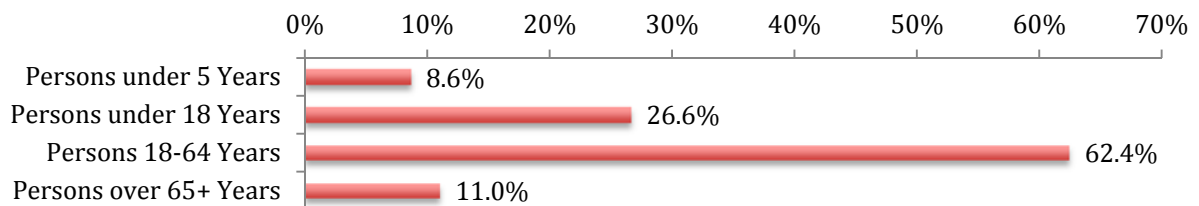
Total Population: **21,688**

Number of Households: **8,131**

Average Household Size: **~2.7**

Ethnicity: White **32.1%**, Hispanic **54.9%**, Black **3.9%**, American Indian **1.0%**, Asian **4.7%**, Other **3.4%**

AGE DISTRIBUTION



SOCIOECONOMICS

Population over 5 years that speaks English less than very well: **21.8%**

Persons below poverty level: **NA**

Children in poverty: **NA**

Female householder family, no husband present, below poverty: **38.6%**

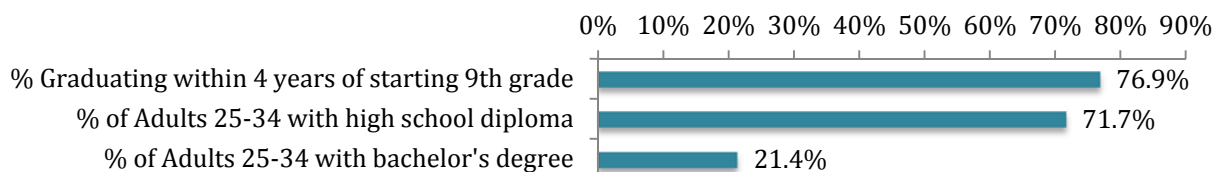
Married-couple family, below poverty: **8.1%**

All families living in poverty: **17.4%**

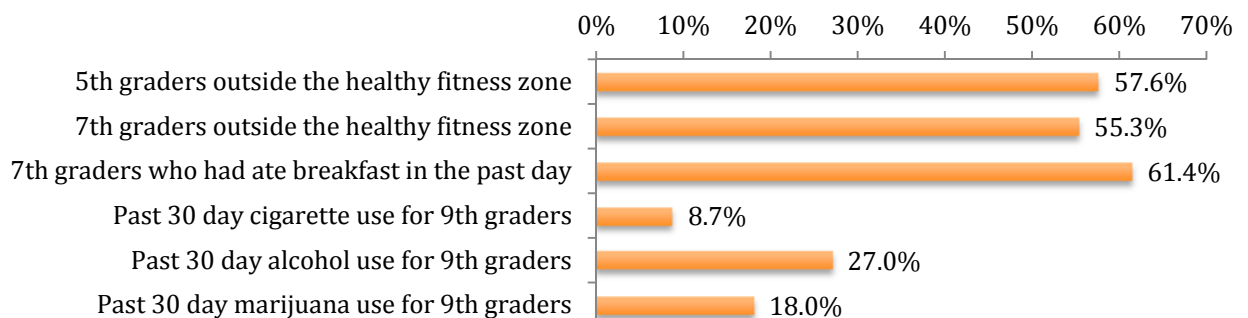
Uses public transportation while commuting to work: **0.5%**

Percent of population with medical insurance: **78.3%** Uninsured: **21.7%**

EDUCATION



HEALTH



Fertility Rate per 1,000: **98.6**; Hispanic: **102.1**; Non-Hispanic: **92.9**

% Pre-term births: **10.0%**

Pre-pregnancy overweight and obese: **53.7%**

% of total births that occurs in teens: **10.3%**

Crime Rate per 1,000 residents: **19.88**

Life Expectancy by Zip Code: 93041: **79.3 yrs**

Data Sources: U.S. Census Bureau 2010, American Community Survey 2006-2010 and 2008-2012, California Health Interview Survey 2009, California Healthy Kids Survey 2008-10, California Department of Public Health Birth and Death Statistical Master Files 2010, California Department of Education Fitnessgram, 2012-13.