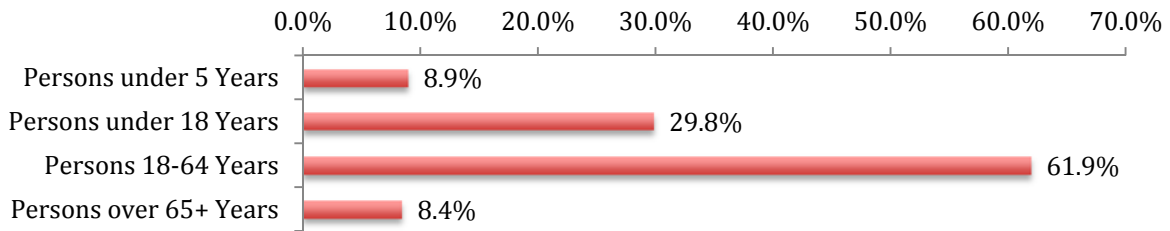


DEMOGRAPHICS

Total Population: **198,484**
 Number of Households: **52,772**
 Average Household Size: **~3.8**
 Ethnicity: White **15.3%**, Hispanic **72.5%**, Black **2.5%**, American Indian **0.1%**, Asian **7.5%**, Other **1.9%**

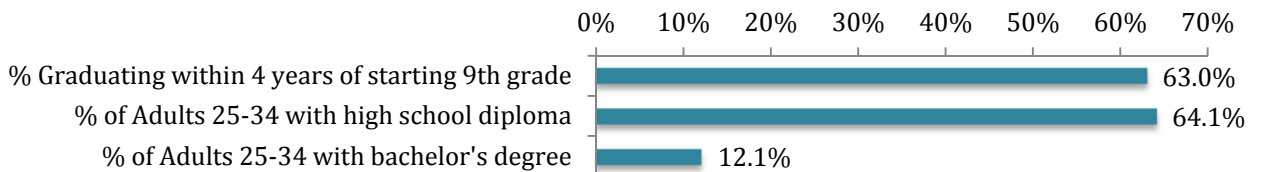
AGE DISTRIBUTION



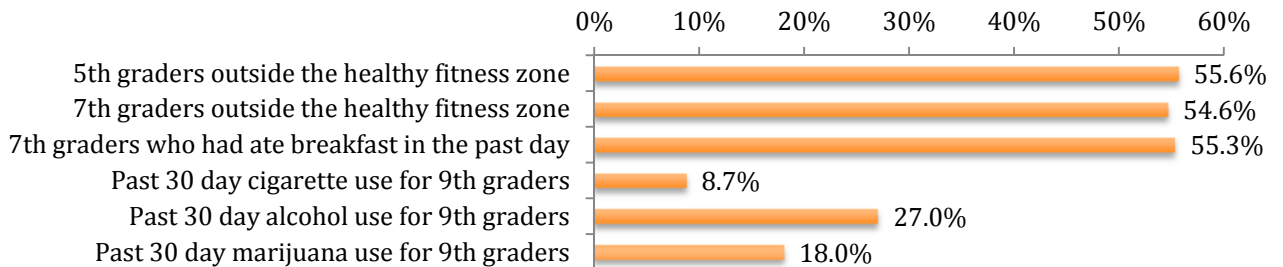
SOCIOECONOMICS

Population over 5 years that speaks English less than very well: **34.4%**
 Persons below poverty level: **15.1%**
 Children in poverty: **21.1%**
 Female householder family, no husband present, below poverty: **32.1%**
 Married-couple family, below poverty: **11.4%**
 All families living in poverty: **16.8%**
 Uses public transportation while commuting to work: **0.7%**
 Percent of population with medical insurance: **72.2%**; Uninsured: **27.8%**

EDUCATION



HEALTH



Fertility Rate per 1,000: **100.4**; Hispanic: **114.4**; Non-Hispanic: **55.4**

% Pre-term births: **7.4%**

Pre-pregnancy overweight and obese: **55.4%**

% of total births that occurs in teens: **12.7%**

Crime Rate per 1,000 residents: **20.8**

Life Expectancy by Zip Code: 93030: **79.7 yrs**; 93033: **81.1 yrs**; 93035: **82.8 yrs**
93036: **84.6 yrs**

Data Sources: U.S. Census Bureau 2010, American Community Survey 2006-2010 and 2008-2012, California Health Interview Survey 2009, California Healthy Kids Survey 2008-10, California Department of Public Health Birth and Death Statistical Master Files 2010, California Department of Education Fitnessgram, 2012-13.