



Camarillo CITY PROFILE

DEMOGRAPHICS

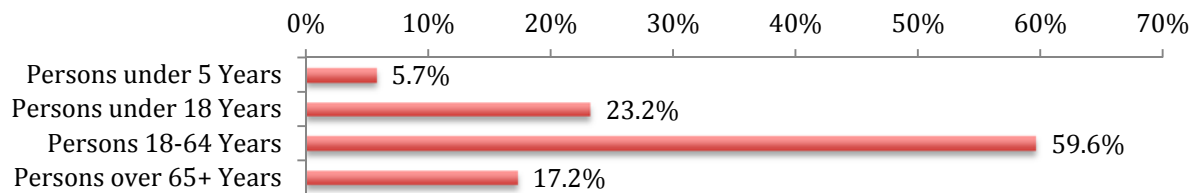
Total Population: **65,406**

Number of Households: **25,702**

Average Household Size: **~2.5**

Ethnicity: White **60.1%**, Hispanic **25.4%**, Black **1.8%**, American Indian **0.1%**, Asian **9.3%**, Other **3.2%**

AGE DISTRIBUTION



SOCIOECONOMICS

Population over 5 years that speaks English less than very well: **9.3%**

Persons below poverty level: **6.2%**

Children in poverty: **8.4%**

Female householder family, no husband present, below poverty: **20.0%**

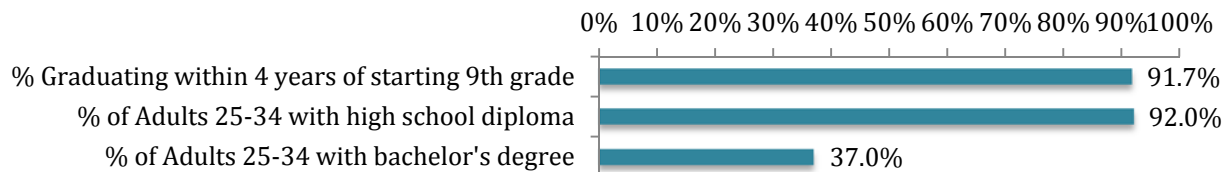
Married-couple family, below poverty: **2.0%**

All families living in poverty: **5.1%**

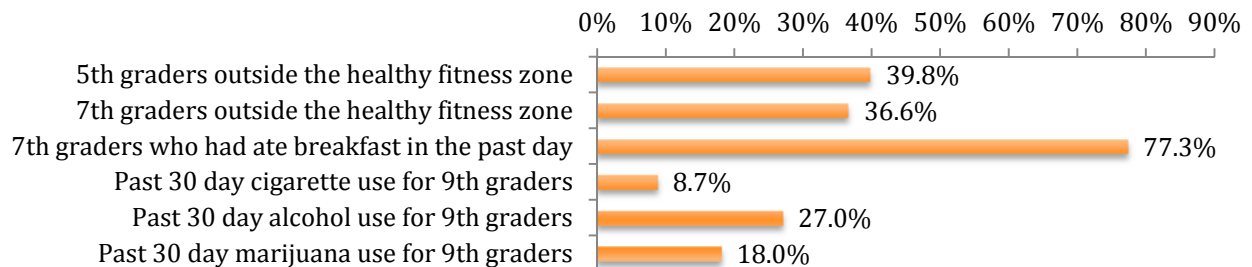
Uses public transportation while commuting to work: **0.3%**

Percent of population with medical insurance: **91.1%**; Uninsured: **8.9%**

EDUCATION



HEALTH



Fertility Rate per 1,000: **52.8**; Hispanic: **74.6**; Non-Hispanic: **45.9**

% Pre-term births: **7.9%**

Pre-pregnancy overweight and obese: **41.8%**

% of total births that occurs in teens: **3.3%**

Crime Rate per 1,000 residents: **13.69**

Life Expectancy by Zip Code: 93010:**80.1 yrs**; 93012: **84.1 yrs**

Data Sources: U.S. Census Bureau 2010, American Community Survey 2006-2010 and 2008-2012, California Health Interview Survey 2009, California Healthy Kids Survey 2008-10, California Department of Public Health Birth and Death Statistical Master Files 2010, California Department of Education Fitnessgram, 2012-13.